



PRESCOTT AREA IRIS SOCIETY

August 2012

Volume 9, Issue 4

President's Message

"It's not what your country can do for you, but what you can do for your country", said the late President John F. Kennedy. This is true of our PAIS members. You came out thinking: "What can I do for my Iris Society?", and it showed. 23 members worked one or more rhizome sale events.

- * Saturday July 14 marking party, 13 members showed up at Sharon Phelps' home to help process rhizomes for the sales.
- * Saturday July 21 Sharlot Hall Museum rhizome sales totaled \$2629.21 with 16 new members.
- * Sunday July 22 Sharlot Hall Museum rhizome sales totaled \$1476.00 with 7 new members.
- * Friday July 27 Chino Valley sales totaled \$666.00 with 5 new members.
- * Saturday July 28 Dan's Garden (Yarmell) sales totaled \$1268.85 with 6 new members.

With a total of \$6472.19 before expenses and our donation to Region 15 for the rhizomes they sent for our sales and auction, we have exceeded last year's sales in all 3 locations. 33 people took advantage of our membership special and we had one new paying member.

WOW! GREAT JOB TO ALL!!!

New features were added to our rhizome sales this year; a tub with mulch to demonstrate how to plant an iris and a display of fertilizers that we use or recommend. These were both a great success.

It has been very exciting being involved with the different events, not only talking to the customers, but talking to our members. I was sharing photos with a couple of members and discovered my Opals Ethel is an Arilbred, and that they each had a different Arilbred. Guess what? The three of us exchanged irises.

What was your reason for joining? If learning about iris and fellowshiping with others is your goal, the only way to make this happen is to get involved. Add the August 11 auction and the September 15 meeting to your calendar. Check the sidebar for details.

I hope that everyone has a great rest of the summer. See you at the next meeting. Dan

What do ice cream and rhizomes have in common?

Delicious ice cream and outstandingly luscious iris will both be available at the annual Silent Auction and Ice Cream Social, Saturday, August 11, Yavapai Title, 1:30 p.m. See iris photos on pages 7-10 and the auction list on page 3.

CALENDAR OF EVENTS

**AUGUST 11--SILENT AUCTION
ICE CREAM SOCIAL**

1:30—3:30 PM

MEETING TIME 1:30-3:30 P.M.

YAVAPAI TITLE

**1235 E. Gurley, Prescott
Park in back of building**

Upcoming Meetings

September 15

**Dan Schroeder
*Acquatics, Louisianas in
a Pond Setting****

**Candy Peters
*How to Identify an Unknown Iris***

**Breakout session to learn of
upcoming activities**

November 17

**Linda Rossman
*The ABC's of Fertilizer***

***How much more rhizome planting training do we need? Well don't miss the September 15 meeting when Dan will explain what a horse and kitchen broom have to do with planting rhizomes.**



You Have What It Takes!!

PREPARING THE IRIS

Friday, July 13: When the UPS man delivered 7 huge boxes of the “guest iris” from this year’s AIS convention gardens to my house, he couldn’t guess what I could be doing with almost 1,000 iris. Well, the fun began when Stan and Judy Book, Carolyn Alexander, Vera Stewart and Sharon Phelps met on Friday, July 13th to dip all of the 1,000 iris in a bath of Clorox & water. We were taking some precautions as the iris were not grown by our members so we wanted to ensure that they were disease-free. The next step was to rinse, dry and separate the iris by name to prepare for the marking party the next day. It was the “drying” that wasn’t accomplished due to a huge rainstorm that began about 9:30 a.m. and continued off and on most of the day. We had over 1½ inches with some flooding that day. It truly was a sight to see, as we all worked to move the operation to our garage and spread the iris out to dry. If only we had taken pictures of Carolyn, Judy, Stan and I, then you would have seen drenched hair and clothes and realized what dedicated workers we are. Carolyn even went home and brought us dry clothes to put on AND FOOD to eat.

MARKING PARTY

Saturday, July 14: Many hands made the work go much faster than it seemed possible and we even had fun and some laughs while doing it. *Thanks to the following hard workers: Stan and Judy Book, Carolyn Alexander, Sandi Kelleher, Candi Peters, Darrell Levi, Vera Stewart, Katy Standhardt, Dan Schroeder, Marge Larson, Linda Rossman, Bob Smith and Sharon Phelps (Patrick Beatty arrived later as he was busy helping with the Master Gardener’s sale).* We trimmed, marked and boxed well over 200 varieties and 1300 iris rhizomes. *Our thanks also to the following members who donated 85 varieties of iris from their gardens: Carolyn, Patrick, Sharon, Sandi, Candi, Roger, Judy and Stan.* Many of us enjoyed lunch on Sharon’s patio as the sun was actually out by the time we finished our tasks. If you missed helping with this all-important iris preparation party, you must plan on joining us next year, as it really is a great social time besides work. *Those present also got to be the first to pick rhizomes from this year’s iris selection. Now isn’t that just another reason to join us?!?! A HUGE THANKS TO ALL OF THE WORKERS! WITHOUT YOU AND THOSE WHO DONATED THEIR IRIS, PAIS WOULD NOT BE ABLE TO RAISE THE MONEY NECESSARY TO RUN OUR CLUB.*

Thursday, July 19: Another thank you to Judy Book and Carolyn Alexander for helping me clip the pictures to the sticks and place the iris and its photo into the correct containers. Then we were almost ready for the first day of our annual rhizome sale. — Sharon Phelps

RHIZOME SALES

Friday, July 20: With a good night’s rest and a busy days ahead of us, several board members and their spouses met at Sharlot Hall Museum to arrange tables and stage the event for the next two sale days. Based on the number of rhizome varieties we had for sale, Stan did the math and figured out the number of tables we would need for the rhizome display and tables were arranged accordingly.

Saturday, July 21: The day of the sale arrived and Sharon and Gary Phelps arrived bright and early to set up canopies, hang signs and install sides on the main canopy. Other helpers soon arrived to unload iris from the vehicles, arrange the iris boxes in alphabetical order on the tables, set up the demonstration table, arrange additional sale items, set up the cashier and the tally areas and make sure all was ready for the big day. Carlos, a Sharlot Hall Museum employee, is to be commended for his help in attaching the canopy sides and fulfilling our every need.

Gary Phelps deserves a medal for his help in toting items to and from storage, loading and unloading vehicles, making a pizza run in the rain the day of the marking party and generally helping in any way he could. Sharon Phelps went the extra mile by providing a place to process and store the iris and she put up with volunteers traipsing through her home in very wet weather. As you can see by the number of tasks involved in this endeavor, it takes a team effort to put on a sale of this magnitude. Our thanks to all those mentioned above and to the additional members that helped with the Sharlot Hall Museum sale: Patrick Beatty, Bonnie Haughton, Shirley Eitner, Dennis and Sharon Luebkin, Sandra Hennigan, Kathleen Shaffer and Barbara McCurry. — Judy Book

Sharlot Hall Museum Rhizome Sale

On July 21 and 22, 2012, the Prescott Area Iris Society held its annual rhizome sale. The rain held off for the most part. The highlight of the sale this year had to be the approximately 200 rhizomes varieties from guest beds planted 2 years ago especially for the 2012 American Iris Society annual convention in Ontario, California. These rhizomes were provided to the host gardens by hybridizers and were introduced within the last several years, including many 2010 and 2011 introductions. Pictures of the blooms were available so buyers knew exactly what their rhizome purchases would look like in one or two years. There were also many rhizomes from the gardens of PAIS members. Several members gave detailed demonstrations on how to plant iris rhizomes for those who had no idea of how much continuing work, favorable weather and anguish are required to have blooms. There were several samples of fertilizers commonly used with iris rhizomes for demonstration and for sale. One couple came all the way from Flagstaff and are now members. It certainly seemed like there were enough willing workers from PAIS to adequately handle even the crowded flurries of activity. Nice job! — Patrick Beatty

Chino Valley Sale, July 27, 2012

New member, Linda Nedbalek graciously volunteered her property to host the PAIS rhizome sale at her 'Lavender Tea House' in Chino Valley this year.

We put up two awnings and along with Linda's garage we had room to cover most of the rhizomes that were for sale. That was no small feat with the large variety of irises we had leftover from the Sharlot Hall Museum sale the weekend before. Linda fixed us up with a huge fan to keep us cool while we collected the money and signed up new members. It was really wonderful and we met some really nice people. There were a lot of new customers this year that heard about it on the local radio station. All were eager to buy and learn about planting and growing irises. It kept Dennis and I busy answering questions while the two Sharons tallied up the sales.

Gary was so helpful in setting up and taking down the canopies along with a little help from Linda's gardener and us women. It didn't start to rain until the very end when we were loading the cars. The rain was almost identical to Sunday's rain after the Prescott sale. Mother Nature was very good to us this year during our sales.

Thank you to all the great helpers: Sharon and Gary Phelps, Sharon and Dennis Luebkin, Linda Nedbalek and myself. Sales were much better than in 2011 and Sharon will be reporting on our income. Gary and Sharon loaded up both of their cars and met Dan and Tom in Prescott who transported the iris to Yarnell for the July 28 sale.

I took home those varieties that only had one or two iris left and potted them for future sales. I potted 38 one gallon cans with no problem until my new 12 week old puppy thought she should pull out all the ice cream sticks I had used for markers while I wasn't looking. Fortunately the names were still readable on the leaves so I could make new plastic markers that didn't interest the little mischievous one. — Carolyn Alexander

Yarnell Sale, July 28, 2012

Talk about "Johnny on the spot"; by the time Stan and I arrived, the tables were set up for the sale, the iris were arranged on the tables with photos attached, the coffee was brewing and heavenly cinnamon rolls from the famous Yarnell bakery were just waiting to be savored. Yarnell residents and members, Judy and Tom Columbus, did a fantastic job helping Dan set up the sale. Dan placed signs on the highway and on the route to his home which were missed by some, but even the garden club members from the Phoenix area managed to find the sale. We also had a good turnout from Yarnell and Wickenburg.

The proceeds of the day doubled last year's income and the attendees seemed happy be to buying iris for their gardens; some for the first time. The pace was steady most of the morning and those asking questions were in no hurry to leave and enjoyed chatting with Dan and viewing his ponds, flower and vegetable gardens. The weather was perfect, intermittent clouds kept it cool.

Cindy and Steve Scott from Underwood Gardens in Chino Valley provided a seed display and answered gardening questions.

Special thanks to Pam Statzeer who sweet-talked the customers into buying iris; to Judy who helped tally; to Tom, who kept track of the number of attendees (44); and to Stan who cashiered.

Dan provided a delicious lunch for the workers as a thank you to all who helped. Prescott members Sharon and Dennis Luebkin and Kathleen Shaffer also attended and helped disassemble the sale and cart items back to Prescott.

—Judy Book

AND THE WINNER IS... Katy Standhardt. In our last PAIS newsletter in the article on our *Spring Garden Tour*, I offered all of you an opportunity to correctly name the type of iris grown in some of the Carolyn Alexander's iris beds. Many of you have visited Carolyn's lovely gardens during tours or meetings at her house. She loves to create iris beds with themes such as her blue/white, cat gardens, etc. The correct answers were: "Cat Alley" - iris with a cat in the name, "Again & Again" - reblooming (well easy!), "Ancient Ones" - 1612-1949 (tough to get the years correct), "Ageless Beauties" - historicis between 1980-1950, "Checker" - black and white iris, "Shout USA" - red, white and blue iris (well, how could you miss that one!), "Chocolate Vanilla Swirl" - bed of vanilla, cocoa, and chocolate iris (the cocoa was a bit hard to get), "Candy Kane Lane" - red and white blooms, and probably the hardest one to remember or guess: "Peacock Crossing" - bi-color or bi-tone iris with more than one color. Katy correctly named all but 3 so she received a new pair of garden gloves...who doesn't need new ones??? — Sharon Phelps

SILENT AUCTION IRIS, AUGUST 11, 2012

Don't miss this chance to purchase recently introduced iris for your garden at prices well below the suggested retail prices of \$18 and up. The photos are on pages 7-9.

Auction Iris 2012						
Name	Year	Hybridizer		Name	Year	Hybridizer
Absolute Treasure	2006	Tasco		Fusion	2010	Sutton, M
Adventurous	2010	Sutton, M		Glacier Park	2010	Sutton, M
Artistic Web	2010	Tasco		Good Point	2009	Sutton, M
Back Draft	2010	Stout		Honeycomb	2006	Lauer, L
Bandwidth RE	2010	Sutton		Icelandic Sea	2008	Johnson, L
Blush of Pink	2010	Aitken		Lady of Leoness	2000	Spoon, D
Brilliant Idea	2009	Keppel		Midnight Seas	2009	Sutton, M
Buckskin Babe	2007	Chapman		Momotaro	2009	Johnson, L
Call Me Reba	2009	Grumbine		One More Night	2010	Duncan
Celtic Woman	2009	Aitken		Pink Delicacy	2011	Lauer
Cheap Thrills	2009	Black		Poodle Parade	2009	Black
Circle Of Light	2009	Black		Prince Igor	2011	Crump
Color Me Mysterious	2011	Wilkerson		Psychic	2008	Johnson
Csardis Princess	2009	Crump		Radiant Bliss	2005	Wilkerson
Don Pedro Sunshine	2011	Taddei		Rare Breed AB	2011	Tasco
Double Your Fun IB	2011	Tasco		Sarah Rose	2011	Edwards
Fall Line IB RE	2009	Sutton, M		Smokey Shadows	2010	Tasco
Finish Line	2008	Sutton, M		Tina Louise BB	2009	Spoon, B
Flying Down To Rio	2006	Moore				

Marking Party in the
Phelp's garage






Yarnell sale




Chino Valley Sale



Prescott Sale



Dan's water hibiscus



**Flying Down to Rio
Moores
2006 TB**



**Rare Breed
Tasco '11
AB**



**Buckskin Babe
Chapman
2007 TB**



**Absolute Treasure
Tasco
'06 TB**



**Poodle Parade
Black
'10 TB**



TINA LOUISE Spoon '09 IB



**Adventurous
Sutton, M
'10 TB**



**Fusion
Sutton, M
2010 TB**



**Pink Delicacy
Lauer '11
TB**



**LADY OF LEONESS
Spoon '00**



**Finish Line
Sutton, M
TB 2009**



**DoubleYour Fun
Aitken 2000
IB**



GLACIER PARK
Sutton '10




Momotaro
Johnson, L
2009 TB



COLOR ME MYSTERIOUS Wilkerson '11



Psychic
Johnson, T
2008 TB



Honeycomb
Lauer, L
'06 TB RE



Csardas Princess
Crump '09
TB



SMOKE SHADOWS Tasco '10



Cheap Thrills
Black
'09 TB



Sarah Rose
Edwards
'11 TB



Prince Igor
Crump
'11 TB



One More Night
Duncan
'10 TB



Fall Line
Sutton, M
'09 IB RE



Don Pedro Sunshine
Taddell, M. -2011 TB



ICELANDIC SEA Johnson '09



GOOD POINT Sutton '09




Artistic Web
Tasco
'10 TB



CALL ME REBA Grumbine '09



BACKDRAFT
Stout '10



Circle of Light
Black
'09 TB



CELTIC WOMAN Aitken '09



BLUSH OF PINK
Aitken '10



Brilliant Idea
Keppel '09
TB

Gardening Tips

We hoped the rain would come and it has. Thank goodness. However, now the weeds are growing so it is time to get out the knee pads, the weed puller and go to work. While you are pulling weeds, it is also a good idea to cut off the iris bloom stalks and pull off the dead leaves. Do not trim the green leaves. The leaves will continue to die from now until the late fall. Remove leaves and rotting debris from the iris bed, keep the top of the rhizome free of dirt and continue watering every 7-10 days until the late fall. Let the ground dry out between each watering.

Potting Iris

Members have found that potting newly purchased rhizomes prior to planting them in the garden often leads to a more successful outcome.

It is best to pot your iris in one or two gallon pots and then transplant them into the garden once roots have formed in 3-4 weeks. Some members have had success soaking the rhizomes in a liquid root stimulator solution for several hours prior to planting (follow manufacturer's instructions). In the pot, mix fifty percent top soil and fifty percent compost and a tablespoon of a low nitrogen granular fertilizer (e.g., 10-10-10). Pack the earth firmly around the rhizome. Leave the top of the rhizome free of soil. If the rhizome falls over after planting, place a small rock on the rhizome to keep the plant in a vertical position. Water thoroughly with root stimulator solution. Keep the pot moist for at least a week. Water once a week for at least a month.



Your iris need to develop a good root system before the first frost. When new growth appears, your iris are ready to be transplanted into your prepared beds.

Because the leaves will soon die, write the name of the iris on a plant marker and on your garden map so you can keep track of your iris by name. Plant markers will be available for purchase at the August 11 meeting.

“When weeding, the best way to make sure you are removing a weed and not a valuable plant is to pull on it.

If it comes out of the ground easily, it is a valuable plant. “

~Author Unknown



8/2	Sharon Luebkin	9/3	Ruth DeVries
8/3	Nancy Floyd	9/5	Valerie Thim
8/29	Michele Snyder	9/9	Roger Osgood
8/30	Russell Hull	9/14	Doris Elevier
		9/24	Robert Smith



PAIS Officers

President Dan Schroeder Dan@McCoyEtc.com

Vice President Patrick Beatty patrick.beatty@att.net

Secretary Vera Stewart flwrlvr@cableone.net

Treasurer/Membership Sharon Phelps
ssphelps12@gmail.com

PAIS website: <http://prescottirissociety.org/index.htm>

Iris Encyclopedia web site:
<http://wiki.irises.org/bin/view/Main/WebHome>

Friend us on Facebook
<http://www.facebook.com/PrescottIrisSociety>

The Iris That Lost Its Name

by Clarence Mahan, VA

Louis Van Houtte's nursery introduced SANS SOUCI in Belgium in 1854. Soon after it was imported into the United States, SANS SOUCI became confused with another iris, namely HONORABILE, which was introduced in Paris in 1840 by Jean-Niclas Lémon. SANS SOUCI is still grown all over North America and even wins top awards in iris shows, but it is almost always identified as HONORABILE.

If the iris you are growing as HONORABILE has yellow standards and "elegantly reticulated crimson-brown falls" you are probably growing SANS SOUCI. The true HONORABILE has solid red-violet falls that appear "rich mahogany-brown." How do I know this? Let me tell you.

First, the 1916 edition of Rev. C.S. Harrison's *Manuel on the Iris* has a list of the names and descriptions of iris cultivars prepared by one of America's pioneer iris growers and sellers, Mrs. Jennet Dean of Moneta, California. This list includes both HONORABILE and SANS SOUCI. HONORABILE, identified by its synonym "Honorabilis" on Mrs. Dean's list, was described as an iris with yellow standards and "rich mahogany-brown" falls. Mrs. Dean's description of SANS SOUCI was that it was an iris with yellow standards and falls "elegantly reticulated crimson-brown." After the description of SANS SOUCI Mrs. Dean has a note; "True Sans Souci - not Honorabilis."

Second, there is evidence provided by Seraphin Mottet. Seraphin Mottet was not just another nurseryman or iris breeder. He was widely regarded as one of the two or three most knowledgeable authorities on irises in the world. He grew both HONORABILE and SANS SOUCI for the firm Vilmorin-Andrieux et Cie. In the article

"*Classification des Variétés d'Iris des Jardins in Les Iris Cultivés*, which was published in 1923, Mottet proposed a new system for classifying garden irises based on color.

Mottet's system had eight color classes with subclasses. Mottet's Class VII was for variegata-type irises. The first two subclasses in Class VII were for irises with pale yellow standards. One of these subclasses was for irises with pale yellow standards and falls with *distinct veins*, and as example given by Mottet was GRACCHUS. The second subclass described irises with pale yellow standards and *solid-colored* falls. Mottet cited LORELEY as an iris belonging to this subclass.

The third subclass of Mottet's Class VII was for irises with dark yellow standards and *distinctly veined* falls. Mottet assigned SANS SOUCI to this subclass. Mottet placed HONORABILE in his fourth subclass for irises with dark yellow standards and *solid-colored* falls. Thus, according to Mottet, the distinguishing color characteristic of SANS SOUCI and HONORABILE is whether the falls have distinct veins or whether they are solid-colored. If the falls have veining, the iris is SANS SOUCI.

Confucius taught that everything must have a name, and that it must always be called by this name. If we do not refer

to a thing by its correct name, disorder will ensue, the bad will be preferred over the good and true knowledge will elude us. So for goodness sake, if you are growing SANS SOUCI and calling it HONORABILE go out to the garden and change the nameplate. We need all the true knowledge we can acquire, and we certainly do not need any more disorder.

