



Prescott Area Iris Society

Volume 16 Issue 3

June 2019

Table of Contents

President's Message	1
June General Meeting	1
Contact Us	2
PAIS General Meeting Location	2
Welcome New Members	3
Happy Birthday	3
Kaleidoscope of Color 2019	4
Kaleidoscope of Color Winners	5-6
Yavapai College Sculpture Garden	7
Plaque Honors PAIS Members	7
Tribute to Vera Stewart	8
Chimera in Plants	9-10
2019 Bloom: Three Public Iris Gardens	11-12

Presidents Message ~ Sherry Williams

Summertime and the living is easy – or so the song goes. However, those of us in know, realize we have only just begun. Spring was beautiful, but with rather inconsistent results. I thought with all the wonderful snow, cold weather and rain our spring showing would be extraordinary, but we had mixed results. Some of our garden plantings were explosive, while others were a little slower, not quite as tall or no shows. It seems it had a lot to due with where they were in relation to sun and wind, but then that is always the case isn't it. Now is the time – that good old summertime to start the digs. Right after the July 4th celebrations we can start digging those irises that have multiplied to a point they need to be divided. We have some in our public gardens, and I know many of our members have some in their private gardens. If you need/want assistance let us know, we're happy to help.

Our spring sale & exhibit on May 4th was fabulous! We had over 500 people come to exhibit and ooh & ahh over the lovely displays. We made amazing sales of our potted plants. So many wonderful people volunteered this year that set up and tear down went smoothly. The entire show was a spectacular hit!

Just before our show, I was able to attend the AIS National Convention in California. An excellent opportunity to meet many of the growers and hybridizers from around the nation, as well as seeing some iris gardens in the northern California area. It was an fantastic trip! Hopefully, I will be sharing some photos with all of our members.

Our meeting this month is on the 22nd at the Prescott Valley Library's Crystal room. Gerry Snyder will be our speaker, so it will be an interesting and informative meeting. No potluck this time, Please eat before you come. See you on the 22nd.



June 22nd General Meeting

1:30PM to 3:30 PM

Prescott Valley Public Library
7401 E. Civic Circle
Prescott Valley, AZ 86314
928.759.3090

CONTACT US

President: Sherry Williams duckwalkdesigns@gmail.com
1st Vice President: Kellie Smith mrsautowizard@hotmail.com
928-237-6019
2nd Vice President: Kathleen Shaffer koicats@sbcglobal.net
928-642-4594
Secretary: Robin Walter redstickrob@gmail.com
Treasurer: Eugene Zielinski eez55@earthlink.net
Director at Large: Barb McCurry bj4mccurry@hotmail.com
Membership: Loretta Bresof bresof@cableone.net
928-775-8701
Publicity: Bill Walter Tasmania@cox.net
Sculpture Garden: Dennis Luebkin, duebkin@g.com
Hospitality: Joanne Moorhouse 928-445-2559

Newsletter: Vicki Hughes vimticki@hotmail.com
Cynthe Brush mudwoman@greyvisual.com

PAIS website: <http://prescottirissociety.org/>
Prescott Area Iris Society
P.O. Box 11918,
Prescott, AZ 86304



Prescott Valley Public Library



7401 E. Civic Circle - 928-759-090



2019 PAIS General Meeting June 22nd 1:30pm - 3:30pm

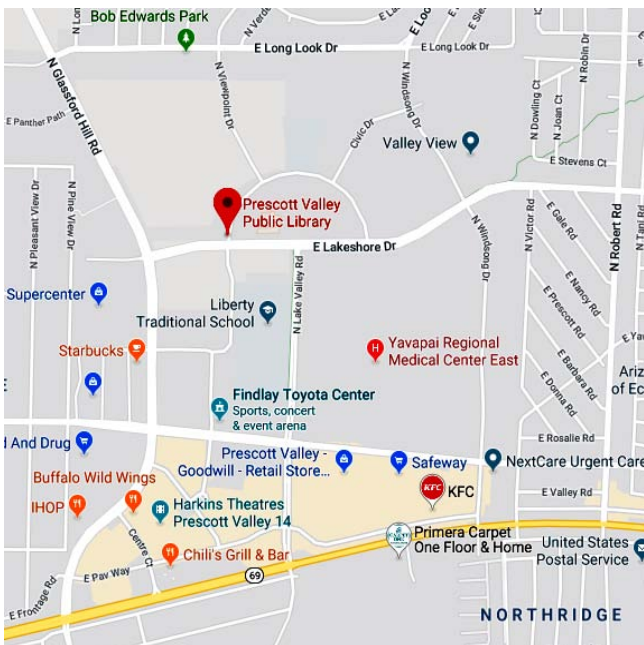
Join Us in the Crystal Room

Instructions for the Crystal room:
Enter the library, turn right down
the first aisle to the elevator.
The Crystal room is on the 3rd
floor. Exit the elevator, turn
left, follow the hall until you reach
the meeting room.

Standard Dwarf Bearded Iris in Arizona Gardens Our Presenter: Gerry Snyder

- Are you only growing Tall Bearded Iris in your garden?
- Do you know what Median irises are?
- Have you ever seen an SDB or even know what it is?

Then our June 22 presentation is for you. Gerry Snyder, an AIS judge and awards committee chair, will present SDB's in Arizona, and more. Photos of his iris garden in Sedona will surprise and delight you and may even convince you to try growing median iris.



Welcome to our New Members

Marty Boxer	martin.boxer@asu.edu
Laraine Campbell	loricampb@gmail.com
Cheryl Dreska	cldreska@gmail.com
Linda Guy	2linda.guy@gmail.com
Teresa Hayes	tchstudio@gmail.com
Nancy Lefler	nancy.lefler@gmail.com
Luretta Lyall	momsvan2004@yahoo.com
Sarah Schimberg	sds81@icloud.com
Mary Soriano	sorianomary50@yahoo.com
Annette Thomson	annettethomson@aol.com
Marilyn Wiley	thewileys@42airnet.net




Best Wishes to our friends with June, July & Aug Birthdays!!!



<i>June 3</i>	<i>Sherry Williams</i>
<i>June 15</i>	<i>Bonny Bruce</i>
<i>June 17</i>	<i>Barbara Harliib</i>
<i>June 17</i>	<i>Gary Miller</i>
<i>June 23</i>	<i>Barbara Kyte</i>
<i>June 26</i>	<i>Tom Ziffer</i>
<i>July 14</i>	<i>John Bernardi</i>
<i>July 19</i>	<i>Sarah Schimberg</i>
<i>July 23</i>	<i>Sharon Phelps</i>
<i>July 30</i>	<i>Annette Thomson</i>
<i>August 3</i>	<i>Nancy Floyd</i>
<i>August 17</i>	<i>Susan Belding</i>
<i>August 29</i>	<i>Gayla Gordon</i>
<i>August 29</i>	<i>Kellie Smith</i>
<i>August 29</i>	<i>Michelle Snyder</i>





Kaleidoscope of Color — Saturday, May 4, 2019

FIRST: Thank you to everyone that made this event wonderful and successful. It's a lot of work to make this Annual Festival of Iris come together. We had some extremely awesome people involved. It was a successful event because of you and we received many compliments. (We had two online reviews that said:

"Have been attending every year and purchasing beautiful Iris for our garden. Great opportunity to add to our collection. The members are always so helpful and obviously love what they do",
"Had a great time, GREAT HELP!")

We had close to 550 people come enjoy and vote on our entries, participate in Dennis's class, talk iris with our members and buy over 600 of our wonderful array of potted iris. This event helps to fill the coffers for our garden needs and our scholarship fund. Our current net figure for the event is approximately \$2,600. THANK YOU! You are an awesome group of members, iris lovers and best of all - friends.

SECOND: I want to welcome a few returning members and welcome new members into our amazing group of iris lovers. We look forward to seeing you at our meetings and events.



Dennis Iris Class



KALEIDOSCOPE OF COLORS EXHIBIT 2019



Mixed Iris Best Artistic Design
Bridget Bernardi



Rare Breed Best Arilbred (tied)
Brenda Griffin




De Nile Best Arilbred (tied)
Sharon Luebkin



Alabaster Unicorn, Best of Show/ Best
Space Age Joanne Moorhouse



Well Endowed Best Historic
1950-1989
Barb McCurry



William Setchell Best Historic
prior to 1950 Sharon Luebkin

5-5-2019 Barbara McCurry posted on the PAIS FB page:

Thanks to everyone that entered their iris in the 2019 PAIS Event and Sale! Each one was carefully planted and nurtured along the way. I'm sure many of us were saying "open open open" to the iris we really wanted to enter before the morning of the show...some listened, but many did not!

Continued on page 6



Incantation #3rd Best Tall Bearded
Barb McCurry



Splatter Matters Best Novelty
Marge Larson



A Grape Fit Best Tall Bearded
Brenda Griffin



Kathy Chilton 2nd Best Tall Barded
Patrick Beatty



Love for Leila Best Beardless
Marge Larson



Spiked Best Median Barb McCurry



Storm Rider Best Black
Cynthe Brush

Barbara McCurry - Continued from page 5

I was surprised at the diversity and amount of gorgeous iris that you all brought to the show with 139 entries plus Grandma's table of iris with lost names. It certainly made it difficult for our visitors and members to pick their favorites with just 13 voting beans a piece.

Congratulations to each and every iris and their dedicated growers! I've included a photo of the winning iris "table" (thanks to Bridget) and Judy took individual photos of the winners. A huge thanks to all of our members that orchestrated this year's successful and colorful event...until next year!



Winners Table

New Yavapai College Sculpture Garden Plaque Honors PAIS Members

~ by Sherry Williams



A new bronze plaque installed near the entry path of the Yavapai College Sculpture Garden honors four foundational PAIS members – **Judy & Stan Book** and **Dennis & Sharon Luebkin** – recognizing their years of work to bring more iris into our community, preserving historic iris, and honoring Arizona iris hybridizers. It also represents the Prescott Area Iris Society's efforts to make the Sculpture Garden and the other public gardens in Prescott, not only community treasures, but gardens of national recognition.

How did this come about? PAIS thanks **Patrick Beatty** for the idea. Last fall while we were working on the Embry-Riddle Hotshots Memorial garden, Patrick talked with me about his idea of a plaque. Patrick also has been instrumental in making the Sculpture Garden as well as our other gardens so special.

Patrick then went to **Paul Kirchgraber**, the Executive Director of the Yavapai College Foundation with the idea. Patrick also spoke with his friend, **Richard Marcusen** (you know, the guy the Yavapai College Sculpture Garden is named for), to make sure this was okay with him. Everyone agreed it was an excellent idea.

The foundation stepped up to prepare the plaque's artwork and to arrange its fabrication. A reception was planned to present it to Judy, Stan, Dennis & Sharon with PAIS members invited to attend if they could. While the Luebkin's were unable to be at the initial presentation, we were fortunate to have **Cathy Egerer**, President of the Historical Iris Preservation Society, attend and make a short presentation. Cathy mentioned PAIS is one of the most active, committed iris clubs in the entire USA working to preserve and promote historic iris. She also complimented our efforts to integrate iris into not just one, but three, local public gardens. A few days later, when Dennis was able to return to Prescott, Sherry and more PAIS members gathered to unveil the plaque for him. (Sharon wasn't feeling well.)

We hope everyone will have an opportunity to visit and see the plaque. It really is quite wonderful. Thank you Patrick for the idea and the Foundation for their support and efforts to prepare this plaque of honor recognizing these wonderful people, who have brought so much to our community and the beautification of our gardens.





Vera Stewart

A Tribute to One of PAIS' Great Ladies

Vera Stewart joined PAIS in 2005 and was recruited to the board in 2006 as secretary when the previous secretary unexpectedly resigned. Her detailed minutes serve as an important look back at the organization during its formative years. In late 2006 Stan and Judy Book resigned as presidents and leaned on Vera to take over the presidency which began in 2007. Her time on the board as a reliable secretary with attention to detail and good organizational skills lead us to believe that she would be an excellent leader and she was.

In May 2008 Vera approached the board with a proposal to enlarge the plantings in the sculpture by adding some Dykes Medal winners in a separate bed. Board members were to pick their favorites and we would procure those and plant them. In order to proceed with this idea, PAIS needed the approval of the Friends of Yavapai Art board that was in charge of plantings and sculpture in the garden. Vera met with that board in June 2008 and the plan was approved to plant all the Dykes Medal winners. Vera doggedly pursued this grand plan through its many twists and turns and finally in September 2010 many of the irises were planted.



PAIS was in charge of hosting the fall trek for Region 15 in 2008 and Vera took on the responsibility of engaging members to form committees, to plan and organize the event. This was our first experience hosting a Region 15 event and by all reports, the club did a magnificent job.

Vera not only served on the board, but she has been a willing participant at marking parties, rhizome sales and May exhibits. Her steadfast participation has been appreciated by all.

Photos by Cynthe Brush & Dennis Luebkin

Chimera in Plants

Chuck Chapman

Canadian Iris Society Newsletter June 2013

The word chimera usually refers to the monstrous chimera of ancient Greek mythology, a legendary beast made up of parts of several different animals. But it has been used to refer to plants with a mix of genetics in its tissue.

Have you ever seen a flower with a unique mix of colours, or with a segment of a colour different



Figure 1

from the rest of the flower? It can be a small segment on part of the petal, such as in Figure 1.

Or it can be more dramatic as in Figure 2, showing 'Forever Blue' with half of the flower one colour, and the other half a totally different colour. Or as in Figure 3, 'Summer Camp.'

These sorts of colour patterns are mutations, or more specifically "point mutations". This means that at the point of origin, one of the genes has changed, and from that point on, all the plant cells have this mutation. Another term used for this phenomenon is "Somatic mutation". This is an important term as it has implications for how this mutation is passed on to future generations.

The opposite term from somatic mutation is "germ line mutation". These plants are chimera, having two sets of cells, with different genetics. The pale blue sector of 'Forever Blue' has different genes than the dark blue/purple sector. The yellow sectors of 'Summer Camp' have different genes than the purple sectors. As this is a point mutation, the difference will involve (usually) only one gene, although it can involve more, depending on what type of mutation it was. So the plant has two genomes.

So this mutation is not one that is passed on to future generations. Usually it is not present in the tissue that produces seeds. It is usually outside the reproductive tissue. When it involves a large part of the flower, as in 'Forever Blue' or 'Summer Camp' photos, it can also include the ovaries.

The opposite term from somatic mutation is "germ line mutation". These plants are



Figure 2. Forever Blue



Figure 3 Summer Camp

I have seen people get very excited over these mutants and make crosses with them, hoping to get this variable pattern in seedlings. It can't happen. Occasionally this sort of chimera can affect the whole plant, instead of just one flower. So you can have a plant with flowers half one colour and half another. These plants can produce, on occasion, an increase that has the same pattern. And on rare occasions can go for a generation of two. But, it is a random sorting out of genes, and will not remain stable. What happens is that some increases show one pattern, and the others show the other colour. Eventually this sorting out produces two lines, one with each of the types.

Same thing with trying to cross with these flowers. Even if it involves the ovaries or the pollen, this variability can't be passed on genetically. What happens is that in forming pollen grains and seed gametes, the genes are selected from whatever tissue is present at source, and these are passed on. So seeds have just one genome, and this is what the new plant grows from. So all cells have the same genes, so no patterning. A chimera has two (or possibly more, but an unlikely situation), and genes only pass on one set, never two different sets.

When you cross two irises, you get one set of gametes from one parent and one set from the other. This forms the genome of the seed. All cells in the plant arise from the zygote (seed) and are all the same. So it can never be a chimera from its seed. It can be a hybrid, having half of its chromosomes from one species and half from the other, but this is a hybrid, and all cells in the plant will have the same set of genes. Chimeras have two sets of genes, in different sectors, or parts of plants.

Chimeras in plants can be produced in various ways, and can be propagated vegetatively. Such type of chimera is the 'Bizzaria' orange. This was first produced by a graft of a Florentine citron and sour orange and continues to be propagated by grafts. Variegated foliage plants are also chimera, and are propagated by grafts, or with iris, by increases. This is another form of chimera which I'm not going to talk about here.

Flower chimera can be very useful in figuring out how the flower pigments combine to produce the colours and patterns that they do.

For further information on plant chimaera look at this website.
http://en.wikipedia.org/wiki/Chimera_%28plant%29



Figure 4. Bizzaria Orange



'True Delight'
Sturtevant

2019 BLOOM: THREE PUBLIC IRIS GARDENS

SHARLOT HALL - EMBRY RIDDLE 'HOTSHOTS' MEMORIAL
YAVAPAI COLLEGE SCULPTURE GARDEN (NEXT PAGE)

Mid-April to Late May ~ Sherry & Dennis asked Cynthe Brush to capture this year's expected spectacular bloom due to winter and spring's generous rains. What we didn't anticipate were battering hail at the height of mid-season bloom and freezing night-time lows as late as the third week of May!!



'Faustine'
De Candolle



'Claire du Lune'
Wareham



'Dalmatica'



'Gypsy Queen'
Salter



'Backdraft'
H. Stout



'Smokin'
R. Ernst

2019 BLOOM: THREE PUBLIC IRIS GARDENS (CONT.)

EMBRY RIDDLE 'HOTSHOTS' MEMORIAL & YAVAPAI COLLEGE SCULPTURE GARDEN



'Godsend'



'Rare Quality'



'Midnight Kitty'
F. Edwards



'Marksman'
M. Smith



'Maytime'
Whiting



'Goosebumps'
P. Black



'Gingerbread Man'
Storybook Garden



'Circus Stripes'
near the Helix



'Grace Found Me'
Valenzuela Bed



'Tahitian Treat'
G. Sutton