



Prescott Area Iris Society

Volume 16 Issue 4

September 2019

Table of Contents

President's Message	1
Sept General Meeting	1
Contact Us	2
PAIS General Meeting Location	2
Welcome New Members	3
Happy Birthday	3
July 2019 Marking Party	4
Trader Joe's Memento	5
Rhizome Sale 2019	5
Rhizome Potting Party	6
Monarch Butterflies Return	7
Calling All Gardeners	8
Iris Rhizome Munching Season	9
AIS Region 15 Fall Meeting Flier, October, 2019 & registration	10-11

Presidents Message ~ Sherry Williams

This year we had so many amazing rhizomes for our Annual Rhizome Sale! Contributions from our members and from our public garden resulted in a tremendous selection for our July 27th sale. Over 500 people came and took advantage of the vast array of rhizomes for their gardens. Thank you to everyone who worked at the sale, including two new members who jumped in and helped out.

We had lots of remaining rhizomes and we now have approximately 900 potted iris at Brenda Griffin's wonderful place. Brenda will, again, keep our pots over the winter for our spring sale. We need to give Brenda a HUGE thank you! She allows us to use her well organized property for potting, pot storage, and cares for our little ones until they're big and beautiful.

Our next meeting is September 7th at the Prescott Valley Library, Crystal Room. This is our rhizome silent auction, ice cream social, and photo contest. It's a lot of fun! You can bid for and win some wonderful iris new to our area and several newly introduced cultivars. You can also vote on photos you think are the best of the best and eat delicious ice cream & toppings.

Plan on joining us, we want to see all of friends.



September 7th General Meeting

1:30PM to 3:30 PM

Prescott Valley Public Library
7401 E. Civic Circle
Prescott Valley, AZ 86314
928.759.3090



CONTACT US

President: Sherry Williams duckwalkdesigns@gmail.com
1st Vice President: Kellie Smith mrsautowizard@hotmail.com
928-237-6019
2nd Vice President: Kathleen Shaffer koicats@sbcglobal.net
928-642-4594
Secretary: Robin Walter redstickrob@gmail.com
Treasurer: Eugene Zielinski eez55@earthlink.net
Director at Large: Barb McCurry bj4mccurry@hotmail.com
Membership: Loretta Bresof bresof@cableone.net
928-775-8701
Publicity: Bill Walter Tasmania@cox.net
Sculpture Garden: Dennis Luebkin, dluebkin@g.com
Hospitality: Joanne Moorhouse 928-445-2559

Newsletter: Vicki Hughes vimticki@hotmail.com
Cynthe Brush mudwoman@greyvisual.com

PAIS website: <http://prescottirissociety.org/>
Prescott Area Iris Society
P.O. Box 11918,
Prescott, AZ 86304



2019 PAIS General Meeting September 7th, 1:30pm - 3:30pm

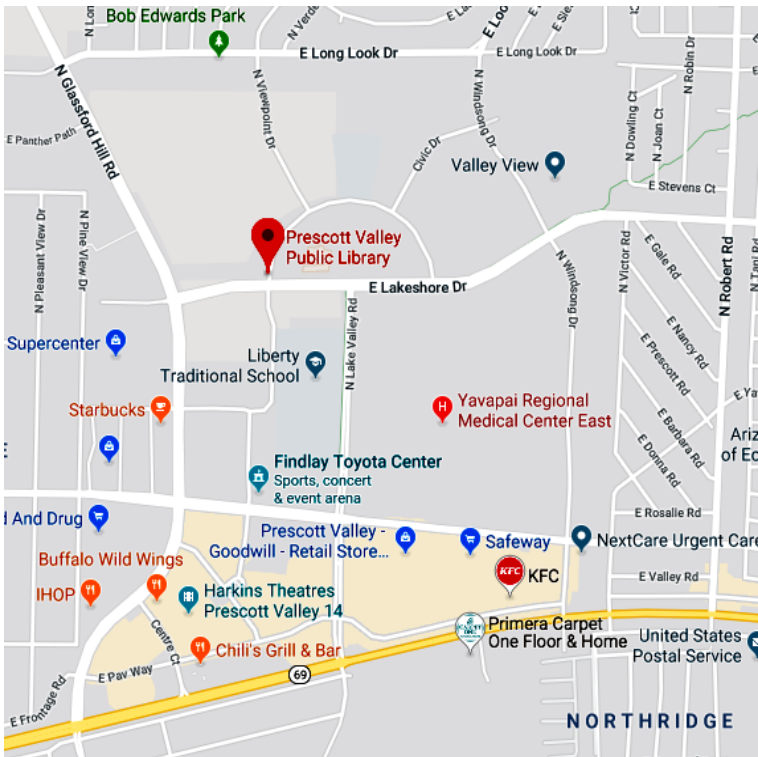
Join Us in the Crystal Room

Instructions for the Crystal room:
Enter the library, turn right down the first aisle to the elevator.
The Crystal room is on the 3rd floor. Exit the elevator,
turn **left**, follow the hall until you reach the meeting room.



Prescott Valley Public Library

7401 E. Civic Circle - 928-759-090



Iris Auction



Ice Cream Social



Annual Photo Contest

Welcome to our New Members

Gloria Bowers Phone (928) 708-1652
Angela & Daniel Denis walshangela11@gmail.com
Matt Headley mattjh6288@gmail.com
Jim Croutch desertwalker31@gmail.com
Blake Hewitt ePonyExpress@hotmail.com
Marilyn Wiley thewileys@42airnet.net



Best Wishes to our friends with September & October Birthdays!!!



*September, 9th Blake Hewitt
September, 10th Jennie Aldride
September, 14th Marilyn Wiley
September, 19th Teresa Hayes
September, 23rd Joanne Moorhouse*

*October, 1st Jean Cole
October, 5th TG Shaffer
October, 8th Frank Giovenco
October, 14th Linda Rossman
October, 16th Brenda Griffn
October, 16th Patrick Beatty
October, 19th Dora Ward
October, 25th Dede Erceg
October, 25th Kathy Sisley
October, 31st Heather Blakley
October, 31st Linda Guy*



PAIS - July 2019 Marking Party... ~ by Sherry Williams

I won't name names, but one of our members dug rhizomes for weeks, right Bill? (Whoops! Sorry, I wasn't going to name anyone). Some of our members dug for days in our public gardens at Yavapai College, Embry-Riddle & Sharlot Hall and they dug in their own gardens and other members' gardens. All combined we had thousands of rhizomes ready for cleaning, trimming, marking, and sorting at our marking party.

Thank you to everyone that dug iris in their own gardens, a friend's garden, or one of our gardens and then contributed some to our Summer Rhizome Sale. Thank you to everyone that cleaned the rhizomes, trimmed the rhizomes, marked them with their name & year of introduction and priced them. Thank you to everyone that made sure we had them marked as correctly as possible. Thank you to everyone that organized, stacked, moved, transported, loaded, & unloaded to make sure all the rhizomes stayed safe and arrived at our sale. Thank you to everyone that baked, cooked, & BBQ to make sure we ate. If you missed the party, plan on it for next year, great people, lots of rhizomes to work with and delicious food.

PAIS is recognized nationwide for our historical and hybridizer gardens. If you haven't come out to our work parties at the gardens, add it to your bucket list of things to do. As a relatively new member to this group, I learned more about what and what not to do by going out to these work days and I have gained the most valuable gift - amazing friends!

Brenda Griffin served this yummy dish at our July "Marking Party", and is submitting this recipe, stolen from the internet, in response to the request of one of our members.



Mexican Street Corn Salad (Esquites)

Directions

Heat oil in a large non-stick skillet or wok over high heat until shimmering. Add corn kernels, season to taste with salt, toss once or twice, and cook without moving until charred on one side, about 2 minutes. Toss corn, stir, and repeat until charred on second side, about 2 minutes longer. Continue tossing and charring until well charred all over, about 10 minutes total. Transfer to a large bowl.

Add mayonnaise, cheese, scallions, cilantro, jalapeño, garlic, lime juice, and chili powder and toss to combine. Taste and adjust seasoning with salt and more chili powder to taste. Serve immediately.

2 tablespoons vegetable oil
4 ears fresh corn, shucked, kernels removed (about 3 cups fresh corn kernels)

Kosher salt

2 tablespoons mayonnaise

2 ounces feta or cotija cheese, finely crumbled

1/2 cup finely sliced scallion greens

1/2 cup fresh cilantro leaves, finely chopped

jalapeño pepper, seeded and stemmed, finely chopped

1 to 2 medium cloves garlic, pressed or minced (about 1 to 2 teaspoons)

1 tablespoon fresh juice from 1 lime


Chili powder or hot chili flakes, to taste



PRESCOTT AREA IRIS SOCIETY

Public Gardens ~ Preservation
Education ~ Enjoyment
Appreciation

www.PrescottIrisSociety.org



~ August 2019 ~

PAIS wishes to present Trader Joe's this memento of our appreciation for your participation in our Annual Rhizome Sale Fundraiser.

Sale proceeds help maintain Local Public Gardens ~

- The Sharlot Hall Museum
- The Marcusen Sculpture Garden, Yavapai College
- The Granite Mountain Hotshots Memorial Garden, Embry-Riddle University

Provides Horticulture Scholarships for Yavapai College Students
Yavapai County Food Bank Donations



Top (left to right): Dora Ward, Patrick Beatty, Robin Walter, Amy Williams, Eugene Zielinski | Bottom (left to right) Diane Thornbrugh, Sharon Luebkin, Kathleen Shaffer

Memento presented to the Prescott Trader Joe's for their generous support of our Rhizome Sale on July 27th, providing 600 paper bags for our rhizome digs and for the sale.

Rhizome Sale 2019 ~ by Sherry Williams

Our rhizome sale was a resounding success with gross sales over \$8000. Profits will fill our coffers so we can again have a horticultural scholarship for a Yavapai College student, start an endowment for Horticulture students at Yavapai, contribute to the Yavapai Food Bank, contribute to Region 15 of the American Iris Society, and have funds for maintenance needed at our gardens... other than the work all of us do for clean-up, trimming, planting, weeding, etc.

I want to thank our members who so willing give their time and energy to make this event successful. Thank you to everyone that moved tables, set up tables, cleaned floors & tables, organized boxes & bags of rhizomes, organized the sale, helped the nearly 500 folks that came to our sale, tallied, bagged and cashiered. Thank you to everyone that help keep our spirits up because it is exhausting work, made us smile, helped us laugh at ourselves (and others sometimes). We can't do what we do without our members volunteering. Thank you for being the awesome group you are.

August 2019 Rhizomes Potting Party ~ by Shery Williams

We had a pot party! Whoops, I mean a potting party. All the rhizomes left from our amazing sale needed to be nestled into new homes so they can grow big and strong for our Spring Sale.

With lots folks, the morning went quickly! Coffee & sweet rolls were enjoyed by all. We even got some rain!



Monarch Butterflies Return to The Prescott Area

Article adapted from Cathy Palm-Gessner's 7-27-2019 email announcement

PHOTO: Phil McNally

Great News! We now have Monarch butterflies in the Prescott area.

On July 20, Rebecca sighted a monarch in the Historic Hassayampa area and another Monarch down in Prescott Valley., both in flight. Phil saw one Thursday, July 25, at Pioneer Park, Prescott. Thank you for your sightings.

If you have never sent in a sighting, please try to get a photo, so I can include your sighting on our data sheet. Sorry, but I do NEED a photo since often people confuse Monarchs with Queens, Painted Ladies and even 2 Tailed Yellow Swallow-tails! Please check out this site for the ID differences: <https://swmonarchs.org/queen-monarch.php>

Here are the first sighting dates in Prescott for the past 6 years:
2014: July 17 ~ 2015: July 9 ~ 2016: June 25 ~ 2017: June 23 ~
2018: June 13 ~ 2019: July 20

The following people have contacted me about learning to tag monarchs: Chris B., Lois C., Rebecca B., Phyllis J, Mark, Celia L. If you would also like to learn please send me an email. We won't start to tag till more monarchs show up.

I am looking for more patches of **horsetail milkweed** to monitor for monarch larvae and adults. Please let me know if you have seen any. It can be 1' to 3' tall and is blooming right now.

Thank you for all your interest and help with the monarchs,

Cathy Palm-Gessner
email: cpalmgessner@gmail.com


SW Monarch Study Research Associate



Calling All Gardeners: A Quest to Save Rare Irises - Gardenista .com



Arthur Bliss
Daphne' - 1921



Arthur Bliss
Marsh Marigold - 1919

Arthur Bliss was an English iris breeder whose early 20th century varieties are being carefully cultivated in Gloucestershire. Broullon also cited the Presby garden's work in assisting people trying to accurately restore historic gardens. They depend, she said, on the existence of older cultivars for authenticity in reestablishing period landscapes.

<https://www.gardenista.com/posts/calling-gardeners-quest-save-rare-irises-guardian-gardens/>



Arthur Bliss
Romola - 1923



Ballerina Blue - 1984



Infinite Grace - 1981



Cinnamon - 1982



SDB-Little Pansy - 1976

Iris Gone Missing: Share the List!

We're sharing the Historic Iris Preservation Society's (HISP) current list of **Irises Gone Missing**. These are cultivars that have disappeared off our Member Databank in the last two years. Please share this list with your iris club members! We've already located a few of them that will make their way into the Guardian Gardens program this summer, thanks to a couple of generous HIPS friends.

Attn: PAIS members! PLEASE note the list has been sent as an attachment with this newsletter. Check to see if you're growing any of these Iris in your gardens.

ALERT! It's Iris Rhizome Munching Season...

Article & Photos: Cynthe Brush

Our local Quad-City area is known for five seasons..the usual four, plus monsoons (July 'til mid-September...which have been weak this year). But for iris gardeners there's another dreaded season that occurs just before the rains arrive, when temperatures are scorching, patience is short, the land is parched, and so are wild critters, above and below ground. It's iris rhizome munching season.

The final week of August, gophers attacked two separate flower beds on my property, munching three different iris cultivars: a beautiful clump of SDB 'Going In Circles,' TB 'Stormrider' ~ a single, slow growing rhizome ~ that may not recover, and a vigorous clump of TB 'Red Velvet Dress.'

What Can We Gardeners Do to Protect Our Iris?

I took action, but more slowly than I should have. Forked up each clump only after at least one rhizome was munched. Inspected, divided, and trimmed the fans before replanting them in protective homemade root cages of my own design.

After several years of assembling root cages, I've determined the best proportions for iris: 8 inches deep and 14 to 18 inches in diameter, so vigorous rhizomes can grow into nice clumps in 3 years. I use hardware cloth made of galvanized metal in a 1/4 inch mesh grid for the walls and chicken wire for the base.

It takes time to put the root cages together. Often wish I had a magic wand. But the effort saves my iris from predation. And is a non-lethal option for those of us who don't want to kill wildlife, simply trying to survive.

Other deterrants are:

- * Ruin the gopher holes or pack a prickly pinecone in the opening.
- * Dump vanilla flavored coffee beans in their runs (vanilla's toxic to gophers). They'll avoid it.

The easiest solution is to make raised beds. Line the base of the bed with hardware cloth or chickenwire and have fun planting!



Above: Telltale holes lead to a vulnerable, unprotected iris clump. Below: Two decimated rhizome offset.



Above: My favorite tools for making rootcages with a sample cage for a perennial: 6 inches tall and just shy of 12 inches wide.



Left: Chewed rhizome, both back & front. It's replanted in the safety of a root cage. Will be a joy if it survives!



Inland Region Iris Society

invites you to the

AIS REGION 15 FALL MEETING

Saturday, October 12, 2019

at the

Huntington Library, Art Collections and Botanical Gardens

1151 Oxford Road, San Marino, CA 91108

Featured Speaker:

THOMAS JOHNSON

Mid-America Gardens, Salem, OR

On Tall Bearded Irises



Registration received by September 27, 2019: \$45.00

Registration received between September 28 and by October 8, 2019: \$50.00.

Schedule:

8:00 am to 9:00 am	Registration & OJ, coffee, pastries
8:30 am to 9:30 am	Region 15 Board Meeting
9:00 am	Raffle opens
9:30 am to 10:30 am	Welcome Address by IRIS President, Mason Train Region 15 General Meeting
10:45 am to 12 noon	Thomas Johnson Program: Tall Bearded Irises
12 noon to 1:00 pm	Lunch
1:00 pm to 2:30 pm	JT on TB Irises by Thomas Johnson
2:30 pm to 3:30 pm	Raffle
3:30 pm	End of meeting
3:30 pm to 5:00 pm	Enjoy time at the Huntington Art Collections and Gardens until closing time at 5:00 pm (complimentary)

For more information: www.region15ais.org or Inland Region Iris Society on FB



Inland Region Iris Society

Welcomes you to the

AIS REGION 15 FALL MEETING 2019
Saturday, October 12, 2019 8:00 AM to 3:30 PM

REGISTRATION FORM

Name: _____ Club: _____

Name: _____ Club: _____

Address: _____

City, State, Zip: _____

E-Mail: _____ Phone: _____

LUNCH MENU: DeLuxe Lunch Pack (sandwiches, salad, chips, pickles, cookies, iced tea and fresh lemonade)
Catered by Panera Bread. Vegetarian options are available.

Judge's Training: Yes ___ No ___ Please indicate if you will participate in Judges Training.

Registration received by September 27, 2019: \$45.00

Attendees _____ X \$45.00 = _____ TOTAL

Registration received between September 28 and by October 8, 2019: \$50.00.

Attendees _____ X \$50.00 = _____ TOTAL

Please make check payable to the Inland Region Iris Society (IRIS)

Please send completed registration form and your check to

**Carolyn Nielsen
14150 Bush Avenue
Riverside, CA 92508**

Contact Carolyn Nielsen with questions at <Cando6@att.net> phone: 951-780-4229

For more information and schedule: www.region15ais.org

Or contact:

Mason Train <inlandregionirissociety@gmail.com>