



NEWSLETTER AUGUST 2023

BREATH A SIGH OF RELIEF

Now that our busy season is almost over, you, our faithful, trusty members, can pat yourselves on the back for your tireless, unwavering support. All this activity started in May with the show/sale with a respite in June. Then July meant even more work by more members marking and pricing iris, setting up the sale, being on duty during the sale and cleaning up at its end.

As noted in our treasurer's earlier email, this was our most financially successful sale ever. The number of volunteers also increased from previous years and we can't say thank you enough. New members and seasoned members made the workload endurable.

Welcome to our 12 new members. Join us for our September 16 meeting so we can get to know you.

Watch your email for one more iris rhizome workday. The unsold rhizomes need to be potted for next May's iris exhibit/sale.



Featured Speaker September 16, 1:30

Eugene Zielinski will be continuing his series on the diversity of the iris family. Come be amazed!




Walking Iris



Copper Tips

SEPTEMBER 16 MEETING SILENT IRIS AUCTION



Stoneridge Community Center, 1:30

Inside this issue

- President's Message.....page 1
- Photo Contest Winners.....page 2
- Marking Party, Rhizome Sale.....page 3
- Rhizome Sale Photo Collage.....page 4-6
- Historic Iris Featured.....page 7
- Farmers Market Iris Exchange.....Page 9
- Container Gardeningpage 10-11
- AIS Membership Drive.....page 11
- New Members, Birthdays.....page 12

Photo Contest & Ice Cream Social - June 17th 2023

There were 36 great photos from 11 entrants in four categories. Everyone at the meeting was given a voting slip and after everyone had made their selections, they were invited to partake of ice cream and the goodies that go with it! So while the stampede headed for the kitchen, the talliers tallied. The results were...

Category A 'Habitat/Landscape'

Winner - Marty Boxer Runner-up - Sharon Luebkin



Category B 'Individual/Cluster Same Iris'

Winner - Gary Miller Runner-up - Robin Walter



Category C 'Artistic'

Winner - Robin Walter Runner-up - Gary Miller



Category D 'Irises & Others'

Winner - Cynthe Brush Runner-up - Marty Boxer



The winners received a \$25 Gift Card from Mortimer Nursery and the runners-up, an iris wall clock.



Thanks to all who helped with the Photo Contest - my cohorts, Sherry Williams and Amy Hirschert and Cynthe Brush and Sherry for the award photos. Also many thanks to Deb Wade & Loretta Bresof for organizing the Ice Cream Social.

2023 PAIS Marking Party

This year's PAIS marking party was a huge success due to the amazing number of volunteers that showed up to help. Our 34 volunteers started at 7:30 am and finished around 11:30 am. Thank you to all volunteers that came at our early hour to avoid the extreme heat of an Arizona July morning.

All of the irises donated to PAIS from members' gardens or recently dug from our PAIS public gardens were cleaned, trimmed, and marked with their name and price. The irises are then placed into separate boxes for the next weekend's Rhizome Sale. A different



group of volunteers stuffed the infamous PAIS Grab Bags and bagged alfalfa pellets. A third group found the hard copy pictures of each named irises for our customers to

see what the individual iris will look like in bloom. At the end of the day, volunteers took as many boxes of irises with them as their cars would hold to be transported to the upcoming Rhizome Sale.

Many thanks to Dennis and Sharon Luebkin for hosting the event at their house as well as keeping our volunteers hydrated, shaded and full with breakfast and lunch.

If you have never attended a PAIS marking party, try to attend next year. It is a great place to meet fellow PAIS members and chat with some of the most passionate and knowledgeable iris lovers in Arizona.

Thank you again to our amazing PAIS volunteers.

Sandra Schilling

Photos: Isabel Olsen

2023 PAIS Rhizome Sale

The next weekend after the Marking Party was the once-a-year PAIS Rhizome Sale. Friday was our setup day with at least 12 PAIS volunteers hauling in tables, iris boxes, and all the other supplies needed for our sale. Some volunteers focused on setting up tables, organizing them and covering them with tablecloths while another group sorted the iris boxes by name and hauled supplies to their respective areas. Once again, our PAIS volunteers showed up en masse to help with our biggest fundraiser of the year and made setup day a breeze.

Saturday July 29th was our big day and 24 members showed up to help with the sale. **WOW!**

This year we added a new task for the Greeting Team. PAIS was interested in knowing how our attendees found out about our Rhizome Sale. A whopping 38% of our patrons found our sale on Facebook, 26% have attended the sale before, 15% saw our Sale in the newspaper with 11% finding the Sale by using an internet search. This information will help with our future marketing campaigns.

Once again thanks again to all of our PAIS volunteers. "Many Hands Make for Light Work." Sandra Schilling

Please Note: If you attended the Marking Party and transported irises home to hold for the Rhizome Sale and could not make it on July 29th, please contact Sandy Schilling (602) 403-8166 to arrange the return of the iris to PAIS. Many thanks.

Annual Rhizome Sale

Stoneridge Community Center—July 29



Our intrepid volunteers...a job well done by everyone who helped with the set-up on Friday and with the sale and take-down on Saturday. A busy weekend for all!

We had a wonderful array of rhizomes for sale, thanks to all our community garden 'diggers' and members, with a special thank you to Joanne Moorhouse for her donation of hundreds & hundreds of rhizomes.



What better way to keep the 'pre 10am' crowd at bay than Bill and Kathleen's 'iris-care demonstration'.



This is the 'calm before the storm'. The crowd is building outside... 10, 9, 8, ...

Before the rush, we were able to partake of a wonderful breakfast catered by Isabel - wow, her first PAIS event!




Judy & Sandy discussing last minute strategy or, are they plotting their escape?



When the clock struck 10, the doors were opened! The annual rhizome stampede began and for a solid 45 minutes...



...our talliers and cashiers were kept very busy! What a great crowd...they were all very patient and happy, probably because they got some of their favorite beauties!





There was finally a lull in all areas just around lunch time. How convenient :)
 Enough of a lull for our volunteers to take turns visiting the kitchen!
 Isabel did it again!
 Napoleon Bonaparte said
 “an army marches on it’s stomach.”
 In that case, the ‘iris army’
 is in good shape!



On behalf of Prescott Area Iris Society Board, Committees and members, I would like to say thank you to all the volunteers and friends who took part in the Marking Party (to get the rhizomes ready for sale) and those who took part in the Friday set-up and the Saturday early call for more set-up, pre-sale.
 With an abundance of volunteers, we had a very smoothly run sale and the weather certainly treated us kindly (after a doozy of a storm on Friday).
 We also need to thank all our loyal customers who, without, we wouldn’t be able to donate to our local community or offer various scholarships.
 So, to everyone involved in this Annual Rhizome Ritual - a giant THANK YOU!

Robin Walter



Photographers

Gary Miller,
 Sandy Schilling,
 Kathleen Shaffer,
 Kellie Smith
 & Robin Walter





Great News!

With the assistance of Joanne, we signed up 12 more members...that’s a record for an event, at least during my time as Membership Chairman

Robin

2023 PAIS Rhizome Sale ~ Historic Iris Information Table

The PAIS set-up team arranged for a Historic Irises Information Table, a new feature at our rhizome sale this year. It was located just behind the Welcome Table near the first row of rhizomes as folks came to browse through all the choices. Sandra Schilling adorned it with a purple tablecloth (her favorite color) and Judy Book brought a bag brimming with years' worth of 'Roots' magazines ~ the Historic Iris Preservation Society's (HIPS) color magazine. We gave them away free to whomever was interested in learning more about historic iris, the elders of our fancy 21st century beauties. I created a table sign showcasing four cultivars we had for sale for the front of the table display. There was also a selection of PAIS and HIPS membership forms and info on our organizations for visitors to take.

Sharon Luebkin and Judy Book had been wanting to feature historic irises for several years to stimulate public awareness and generate more sales of our tried and true oldies. Kathleen Schaffer asked me at the mid-month marking party to staff the table since I am the PAIS-HIPS 2023 volunteer liaison. I also sit on the HIPS Board as the Southwest Regional Director, so it was a natural choice.



In speaking to Dennis about the idea of presenting the historic irises we had for sale, he suggested we use 1950 and earlier as the cut-off date. We had 33 cultivars that fit this date range and I spent a few days developing a multi-page reference list describing all of them. Unfortunately, some computer issues kept me from being able to complete the list in time for the sale.



Sale attendees and a few PAIS members were definitely interested in the 'Roots' magazines, selecting them happily. Charles Steen, Katy Standhardt, Gary Miller and Vicki Hughes all spent some time at the table, greeting friends and newcomers when they stopped by.

We got a few questions about historic irises and recommended them quickly with knowing chuckles when new iris growers asked: "Which irises were easiest to grow?" Visitors appreciated having us there to answer other questions, too, like how to plant iris rhizomes, how quickly to expect flowering from transplanted irises, what fertilizers we recommend, etc. It was a pleasant day chatting with iris enthusiasts of all sorts.



Intrepid volunteers



Tallying iris purchases



Greeters extraordinaire



Explaining iris care



**Oldest iris we sold
I. Germanica, 1753**



**Newest iris we sold
Purple Pop, 2022**

RHIZOME SALE 2023

FARMERS MARKET IRIS EXCHANGE

Prescott Farmers Market on Saturday morning, August 5...the "Epicenter" of town. We started early to beat the heat! But not in darkness, lest we feel "Dracula's Kiss" or find a "Midnight Treat". Here's the "Weekend Update":

Hundreds of iris lovers were "Going Berserk", with the "Suspicion" that the PAIS booth was too good to be a "True Delight". It was surely a "Noble Gesture" on the part of the club. With an "Achy Breaky Heart" we lasted until noon, providing irises and info to hundreds of grateful market-goers. We even tasted pastries from "Montmartre"!

Thanks to "Super Hero" Bill Walter and his "Dauntless" crew: Kathleen, Marty, Eugene, Stan and Judy for making this event a success.
Marty Boxer



Summer Iris Care

1. Remove dead leaves, cut off old bloom stalks.
2. Pull weeds and grasses.
3. Remove leaf litter which can harbor pests.
4. Water the iris regularly every 7-10 days if it has been dry, to ensure good fan growth. Iris need to dry out completely between each watering.



Parts 1 and 2 of this article appeared in the June newsletter. https://prescottirissociety.org/newsletter/June_2023_newsletter.pdf

PART THREE: **Feeding Your Container-Grown Iris**

STORY AND PHOTOS BY DOUGLAS H. CHYZ, SOUTH CAROLINA

Okay kids, dinner's ready, let's eat. I don't miss a meal and am a notorious junk food junkie. Your container grown plants, not just iris, like to eat also. The nutrients in your container soil and watering or rain are not enough to sustain good health over an extended period. Soil nutrients get depleted, and water or rain can provide some replacements, but assistance is needed.

Before I get too far into this, you need to know that I am a seat of the pants gardener. I read a little here and there, talk with folks, and then just follow my nose. So, this is what has worked for me with most of my container experience when I lived in Virginia, just south of Washington, DC in hardiness zone 7.

The first thing to keep in mind is watering your containers. Containers, unlike garden bed areas, have a limited area for plant roots to spread to when looking for water and they get root bound rather quickly. So, in most cases watering daily, especially during the growing season, is necessary. Most iris tend to go dormant in the later summer, so you may think watering is not necessary, but I have found that, especially in darker color containers, that the iris can cook in the late summer heat, so I water routinely all the way up to later fall. In the winter I water to maintain a semi-moist to slightly dry soil. Remember, in freezing zones, water expands when it freezes and can crack your con-



Iko Iko' (Joseph Musacchia, R. 2018)



Tectorum Alba' (Carl Sprenger, 1901)

tainers so be careful if you have containers, like clay pots, that may be susceptible to cracking or breaking. Even plastic ones can crack or split along the sides. If you have containers with water reservoirs, you may be able to adjust the timing on watering. On many plastic containers I purchase there is a spot in the bottom to drill out for water drainage. I do not use that; I normally drill drain holes up the side of the container, an inch or two, to provide an internal reservoir.

Okay, let's get into the meat and potatoes stuff. Buckle your seatbelt! I like to feed my container grown iris about once a month. I have a two-gallon watering can that I use and add in ingredients based on two gallons. There are three water soluble fertilizers that I use, one is an all purpose, 24-8-16, one is a bloom booster, 15-30-15, and the other is tomato plant food, 18-18-21 with recommended use rates of one tablespoon per gallon of water. Yes, they all have a reasonably high nitrogen content, but I use them in quarter to half strength. And I rotate through all three and then start over.

Cont. pg. 11

So, in the two gallons of water I add one half to one tablespoon of fertilizer, maybe a half a can of beer (taste the beer first—do not give your iris bad beer) a squirt of dishwashing liquid, and sometimes a tablespoon of instant iced tea mix, then I just soak each container. I warned you, and don't ask, I cannot explain all of the reasoning. I adapted this recipe from a Jerry Baker booklet in the early 1990s; Jerry Baker was dubbed America's Master Gardener and had remedies for everything inside and outside of the house. I have had good luck and good bloom from my container grown iris using this method. If it ain't broke, don't fix it!

A little side bar. I use this same method for my iris and garden beds. I have a cup sprayer that, when filled to the top, will have sprayed twenty gallons of water when it becomes empty. So, I add four to five tablespoons of fertilizer, a can of beer, a couple of tablespoons of dishwashing liquid, and a couple of tablespoons of instant iced tea mix, fill with water to the twenty gallon mark, and spray away. Again, about once a month. In my iris beds I also sprinkle 4-26-26 fertilizer, around the plants twice a year, that I purchase from Jim Hedgecock at Comanche Acres Iris Garden.

I am thinking I will talk about growth in containers in Part four. How long do you think you can keep tall bearded iris in a one gallon container? Tune in and be amazed. and be amazed.

AIS Bulletin, Summer 2023—Reprinted with permission of author.

T 2023 AIS Membership Drive

The AIS Membership Development Committee is happy to announce the 2023 Membership Drive.

DETAILS:

A FREE annual one-section membership (e.g., Spuria, Louisiana, etc.) when purchasing AIS full membership, currently at \$45.

Note: new members can choose the section or cooperating society of their preference within three months of submitting the application.

SECTION MEMBERSHIP TYPE:

Regular

THE MEMBERSHIP DRIVE DURATION:

January 1 through December 31, 2023

The AIS Directors approved a budget that includes a maximum of 30 new members of each AIS section or cooperation Society.

QUALIFICATIONS:

- A. Only for new AIS members, or
- B. Persons upgrading to full membership qualify for this special (it will be \$45 due at time of renewal).
- C. Previous section/s members and previous/AIS members who are returning are eligible.

PARTICIPATING AIS SECTIONS AND COOPERATING SOCIETIES

- The Aril Society International (AIS)
- The Dwarf Iris Society (DIS)
- The Median Iris Society (MIS)
- The Historic Iris Preservation Society (HIPS)
- The Society for Pacific Coast Native Irises (SPCNI)
- The Spuria Iris Society (SIS)
- The Society for Siberian Irises (SSI)
- The Society for Louisiana Irises (SLI)
- The Novelty Iris Society (NIS)
- The Species Iris Group of North America (SIGNA)
- The Reblooming Iris Society (RIS)
- The Society for Japanese Irises (SJI)
- The Tall Bearded Iris Society (TBIS)


Click below to join

<https://www.irises.org/aismembers/ais-membership/>



WELCOME New Members

Peggy Ahola	Pat Owings
Debra Anderson	Sarah Petrauschke
Rebecca Boyd	Cheryl/Brook Pauley
Bonnie Feather	Kyria/Scott Peavy
Thelma Fromm	Kathy Postulu
Claudette Kabel	Shelia Segien
Gina & Mark Kessler	Sharon Zipperman
Paul & Shirley Klein	



BIRTHDAY GREETINGS

Jul 6	Lisa Colosimo
Jul 7	Lyle Maxey
Jul 11	Yvonne Morlan
Jul 14	John Bernardi
Jul 23	Paul Coyne
Jul 23	Julianna Stewart
Aug 2	Linda Davis
Aug 2	Sharon Luebkin
Aug 9	Jim Dopler
Aug 15	Bonnie Feather
Aug 23	Kathie Mitchell
Aug 23	Ron Mitchell
Aug 29	Kellie Smith
Aug 29	Gerry Snyder



CONTACTS

1st Vice President: Marty Boxer
 2nd Vice President: Vicki Hughes
 Secretary: Jeri Conklin
 Treasurer: Sherry Williams
 Director at Large: Kathleen Shaffer
 Membership: Robin Walter
 Publicity: Sandra Schilling
 Community Gardens: Dennis Luebkin
 Kathleen Shaffer, Diane Thornbrugh
 Hospitality: Isabel Olsen
 Newsletter: Judy Book
 Guardian Gardens: Cynthe Brush
 Facebook Admin: Barb McCurry

MEETING LOCATION

Stoneridge Community Center
1300 Stoneridge Drive
Prescott Valley
1:30 p.m.

Prescott Area Iris Society
 P. O. Box 11918
 Prescott, AZ 86304

[https://www.facebook.com/
groups/1048378225226372](https://www.facebook.com/groups/1048378225226372)

Club website

[https://prescottirissociety.org/
president@prescottareairissociety.org](https://prescottirissociety.org/president@prescottareairissociety.org)